


High (b)(2), (b)(7)(E), Low (b)(2)




(a). For more information on this screen, please refer to page 201 of this User's Guide.

High (b)(2), (b)(7)(E), Low (b)(2), (b)(6)



High (b)(2), (b)(7)(E), Low (b)(2)





- (i) For more information on this screen, please refer to page 429 of this User's Guide.



- i. For more information on this screen, please refer to page 201 of this User's Guide.

High (b)(2), (b)(7)(E), Low (b)(2)




4. For more information, please refer to page 205 of this User's Guide.

High (b)(2), (b)(7)(E), Low (b)(2), (b)(6)



High (b)(2), (b)(7)(E), Low (b)(2)



High (b)(2), (b)(7)(E), Low (b)(2)

[Redacted]

[Large Redacted Block]

[Redacted]

[Redacted]

[Redacted]

[Redacted]

[Redacted]

[Redacted]

[Redacted]

[Redacted]

[Redacted]

[Redacted]

[Redacted]

[Redacted]

[Redacted]

High (b)(2), (b)(7)(E), Low (b)(2)

[REDACTED]

[REDACTED]

[REDACTED]

[REDACTED]

[REDACTED]

[REDACTED]

[REDACTED]

[REDACTED]

[REDACTED]

For more information, please refer to page 244 of this User's Guide.


[Redacted]

High (b)(2), (b)(7)(E), Low (b)(2)

[Redacted]

[Redacted]

High (b)(2), (b)(7)(E), Low (b)(2)




For more information, please refer to page 246 of this User's Guide.

High (b)(2), (b)(7)(E), Low (b)(2)



High (b)(2), (b)(7)(E), Low (b)(2)



For more information, please refer to page 248 of this User's Guide.


[Redacted]

High (b)(2), (b)(7)(E), Low (b)(2)

[Redacted]

[Redacted]

High (b)(2), (b)(7)(E), Low (b)(2)



For more information, please refer to page 251 of this User's Guide.

High (b)(2), (b)(7)(E), Low (b)(2)

NOTE



ii. For information on this screen, please refer to page 349 of this User's Guide.

High (b)(2), (b)(7)(E), Low (b)(2)


[Redacted text block containing multiple lines of blacked-out content]

~~LAW ENFORCEMENT SENSITIVE~~

High (b)(2), (b)(7)(E), Low (b)(2)





High (b)(2), (b)(7)(E), Low (b)(2)




i. For more information on this screen, please refer to page 261 of this User's Guide.


High (b)(2), (b)(7)(E), Low (b)(2)



High (b)(2), (b)(7)(E), Low (b)(2)

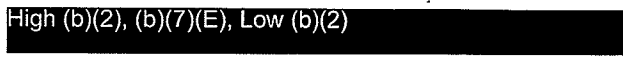


High (b)(2), (b)(7)(E), Low (b)(2)



~~LAW ENFORCEMENT SENSITIVE~~


High (b)(2), (b)(7)(E), Low (b)(2)



High (b)(2), (b)(7)(E), Low (b)(2), (b)(6)



High (b)(2), (b)(7)(E), Low (b)(2)




~~LAW ENFORCEMENT SENSITIVE~~

ATS-P (Passenger)

Chapter Five –The ATS-P (Passenger) User's Guide

High (b)(2), (b)(7)(E), Low (b)(2)



~~LAW ENFORCEMENT SENSITIVE~~


003411

High (b)(2), (b)(7)(E), Low (b)(2)



i. For more information on this menu, please refer to page 268 of this User's Guide.

High (b)(2), (b)(7)(E), Low (b)(2)



(1). For more information on this screen, please refer to page 244 of this User's Guide.

High (b)(2), (b)(7)(E), Low (b)(2)

LAW ENFORCEMENT SENSITIVE

(1). For more information on this menu, please refer to page 261 of this User's Guide.

High (b)(2), (b)(7)(E), Low (b)(2)

[Redacted]

[Redacted]

[Redacted]

[Redacted]

[Redacted]

[Redacted]

[Redacted]

[Redacted]

[Redacted]

[Redacted]



[Redacted]

[Redacted]

[Redacted]

[Redacted]

High (b)(2), (b)(7)(E), Low (b)(2)



OK

High (b)(2), (b)(7)(E), Low (b)(2)


[REDACTED]

[REDACTED]

High (b)(2), (b)(7)(E), Low (b)(2)

i. For more information on this screen, please refer to page 271 of this User's Guide.

High (b)(2), (b)(7)(E), Low (b)(2)



High (b)(2), (b)(7)(E), Low (b)(2)



LAW ENFORCEMENT SENSITIVE

High (b)(2), (b)(7)(E), Low (b)(2)

[Redacted]

i. For more information on this dialog box, please refer to page 378 of this User's Guide.

High (b)(2), (b)(7)(E), Low (b)(2), (b)(6)

[Redacted]

High (b)(2), (b)(7)(E), Low (b)(2)

[Redacted]

[Redacted]

LAW ENFORCEMENT SENSITIVE


High (b)(2), (b)(7)(E), Low (b)(2)

- i. For more information on this dialog box, please refer to page 378 of this User's Guide.

High (b)(2), (b)(7)(E), Low (b)(2)



High (b)(2), (b)(7)(E), Low (b)(2)




High (b)(2), (b)(7)(E), Low (b)(2)

NOTE



i. For more information on this screen, please refer to page 409 of this User's Guide.

High (b)(2), (b)(7)(E), Low (b)(2), (b)(6)



LAW ENFORCEMENT SENSITIVE

High (b)(2), (b)(7)(E), Low (b)(2)

[REDACTED]

LAW ENFORCEMENT SENSITIVE

ATS-P (Passenger)

Chapter Five –The ATS-P (Passenger) User's Guide

High (b)(2), (b)(7)(E), Low (b)(2)

LAW ENFORCEMENT SENSITIVE

High (b)(2), (b)(7)(E), Low (b)(2)

NOTE	High (b)(2), (b)(7)(E), Low (b)(2), (b)(6)
	[Redacted]
	[Redacted]



High (b)(2), (b)(7)(E), Low (b)(2)

[Redacted]

[Redacted]

- i. For more information on this screen, please refer to page 413 of this User's Guide.

High (b)(2), (b)(7)(E), Low (b)(2)




~~LAW ENFORCEMENT SENSITIVE~~

ATS-P (Passenger)

Chapter Five –The ATS-P (Passenger) User's Guide

High (b)(2), (b)(7)(E), Low (b)(2), (b)(6)



~~LAW ENFORCEMENT SENSITIVE~~

003426


~~LAW ENFORCEMENT SENSITIVE~~

High (b)(2), (b)(7)(E), Low (b)(2)

High (b)(2), (b)(7)(E), Low (b)(2), (b)(6)




High (b)(2), (b)(7)(E), Low (b)(2)




NOTE 

High (b)(2), (b)(7)(E), Low (b)(2)












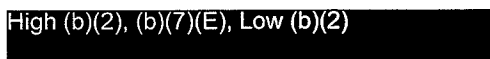
High (b)(2), (b)(7)(E), Low (b)(2), (b)(6)



High (b)(2), (b)(7)(E), Low (b)(2)



High (b)(2), (b)(7)(E), Low (b)(2)




High (b)(2), (b)(7)(E), Low (b)(2)

High (b)(2), (b)(7)(E), Low (b)(2), (b)(6)



High (b)(2), (b)(7)(E), Low (b)(2)



- i. For more information on this screen, please refer to page 420 of this User's Guide.

High (b)(2), (b)(7)(E), Low (b)(2), (b)(6)



~~LAW ENFORCEMENT SENSITIVE~~

High (b)(2), (b)(7)(E), Low (b)(2)

[REDACTED]

[REDACTED]

[REDACTED]

[REDACTED]

[REDACTED]


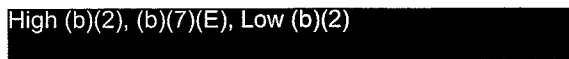
[REDACTED]

[REDACTED]

[REDACTED]

[REDACTED]

High (b)(2), (b)(7)(E), Low (b)(2)



i. For more information on this screen, please refer to page 424 of this User's Guide.








High (b)(2), (b)(7)(E), Low (b)(2), (b)(6)



High (b)(2), (b)(7)(E), Low (b)(2)


[REDACTED]

High (b)(2), (b)(7)(E), Low (b)(2)





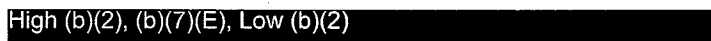


i. For more information on this screen, please refer to page 429 of this User's Guide.








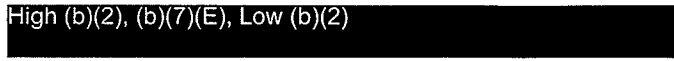
High (b)(2), (b)(7)(E), Low (b)(2), (b)(6)



High (b)(2), (b)(7)(E), Low (b)(2)




High (b)(2), (b)(7)(E), Low (b)(2)




i. For more information, please refer to page 434 of this User's Guide.

High (b)(2), (b)(7)(E), Low (b)(2)



High (b)(2), (b)(7)(E), Low (b)(2)



i. For more information on this screen, please refer to page 434 of this User's Guide.

High (b)(2), (b)(7)(E), Low (b)(2), (b)(6)





High (b)(2), (b)(7)(E), Low (b)(2)





High (b)(2), (b)(7)(E), Low (b)(2)

High/low b2, b6, b7C, b7E


High (b)(2), (b)(7)(E), Low (b)(2)




i. For more information on this screen, please refer to page 438 of this User's Guide.




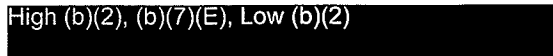
High/low b2, b6, b7C, b7E



High/Low (b)(2), (b)(7)(E)



High (b)(2), (b)(7)(E), Low (b)(2)









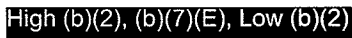


i. For more information on this screen, please refer to page 441 of this User's Guide.

High (b)(2), (b)(7)(E), Low (b)(2), (b)(6)



High (b)(2), (b)(7)(E), Low (b)(2)













High (b)(2), (b)(7)(E), Low (b)(2)

(1). For information on this dialog box, please refer to page 258 of this User's Guide.

High (b)(2), (b)(7)(E), Low (b)(2)


High/low b2, b6, b7C, b7E

High (b)(2), (b)(7)(E), Low (b)(2)




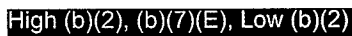


i. For more information on this screen, please refer to page 452 of this User's Guide.

High (b)(2), (b)(7)(E), Low (b)(2)






High (b)(2), (b)(7)(E), Low (b)(2)




i. For more information, please refer to page 453 of this User's Guide.


High (b)(2), (b)(7)(E), Low (b)(2)




High (b)(2), (b)(7)(E), Low (b)(2)




High (b)(2), (b)(7)(E), Low (b)(2)



High (b)(2), (b)(7)(E), Low (b)(2)



High (b)(2), (b)(7)(E), Low (b)(2)



This Page Left Blank.

CHAPTER SIX – THE ATS-P (PASSENGER) REFERENCE MANUAL

This chapter will review the following:

- High (b)(2), (b)(7)(E), Low (b)(2)
- [REDACTED]
- [REDACTED]
- [REDACTED]
- [REDACTED]
- [REDACTED]
- [REDACTED]
- [REDACTED]
- [REDACTED]
- [REDACTED]
- [REDACTED]
- [REDACTED]
- [REDACTED]
- [REDACTED]
- [REDACTED]

~~LAW ENFORCEMENT SENSITIVE~~

ATS-P (Passenger)

Chapter Six –The ATS-P (Passenger) Reference Manual

This Page Left Blank.

~~LAW ENFORCEMENT SENSITIVE~~

003447

CHAPTER FIVE – LEARNING ABOUT THE PASSENGER MODULE

Overview

Within ATS-P (Passenger), there are features available to you that are designed to complement the performance of research and targeting tasks aimed at deterring illegal activities conducted by foreign nationals.

Several of ATS-P (Passenger)'s passenger analysis features are available from the **Start Page**. These tools use links to ATS and TECS databases to give you the broadest range of information support in your passenger research, analysis, and targeting.

ATS-P (Passenger) organizes other passenger research and targeting features under the options located in the upper right corner of the display.

High (b)(2), (b)(7)(E), Low (b)(2)
[Redacted]

[Redacted]

[Redacted]

[Redacted]

High (b)(2), (b)(7)(E), Low (b)(2)

[REDACTED]

[REDACTED]

Start Page Features

From the **Start Page**, you have easy access to several useful tools that help provide support for passenger analysis and targeting. High (b)(2), (b)(7)(E), Low (b)(2)

[Redacted]

[Redacted]

[Redacted]

[Redacted]

[Redacted]

High (b)(2), (b)(7)(E), Low (b)(2)

[Redacted]

[Redacted]

[Redacted]

[Redacted]

[Redacted]

[Redacted]


[Redacted]

[Redacted]



[Redacted]

[Redacted]

High (b)(2), (b)(7)(E), (b)(6), Low (b)(2)



High (b)(2), (b)(7)(E), Low (b)(2)



High (b)(2), (b)(7)(E), Low (b)(2)




[Redacted line of text]



LAW ENFORCEMENT SENSITIVE

ATS-P (Passenger)
High (b)(2), (b)(7)(E), Low (b)(2)

Chapter Six – The ATS-P (Passenger) Reference Manual



LAW ENFORCEMENT SENSITIVE

002454

High (b)(2), (b)(7)(E), Low (b)(2) [Redacted]

[Redacted]

[Redacted]

- [Redacted]
- [Redacted]
- [Redacted]

[Redacted]

[Redacted]

[Redacted]


[Redacted]

[Redacted]


[Redacted]

- [Redacted]

High/low b2, b6, b7C, b7E



High (b)(2), (b)(7)(E), Low (b)(2)




~~LAW ENFORCEMENT SENSITIVE~~

ATS-P (Passenger)

Chapter Six –The ATS-P (Passenger) Reference Manual

High (b)(2), (b)(7)(E), Low (b)(2)




Revised Edition 2.3

Error! Reference source not found.

LAW ENFORCEMENT SENSITIVE

003457

High (b)(2), (b)(7)(E), Low (b)(2)



~~LAW ENFORCEMENT SENSITIVE~~

High (b)(2), (b)(7)(E), Low (b)(2) [Redacted]

[Redacted]

[Redacted]

[Redacted]

[Redacted]


[Redacted]

[Redacted]

[Redacted]

NOTE High (b)(2), (b)(7)(E), Low (b)(2) [Redacted]

High/low b2, b6, b7C, b7E




High (b)(2), (b)(7)(E), Low (b)(2)



LAW ENFORCEMENT SENSITIVE

ATS-P (Passenger)
High (b)(2), (b)(7)(E), Low (b)(2)

Chapter Six –The ATS-P (Passenger) Reference Manual



~~LAW ENFORCEMENT SENSITIVE~~

High (b)(2), (b)(7)(E), Low (b)(2)

[Redacted]

[Redacted]

[Redacted]

[Redacted]

[Redacted]

[Redacted]

[Redacted]

[Redacted]

[Redacted]

[Redacted]

[Redacted]

[Redacted]

[Redacted]


[Redacted]

~~LAW ENFORCEMENT SENSITIVE~~


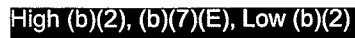
ATS-P (Passenger)

Chapter Six –The ATS-P (Passenger) Reference Manual

High/low b2, b6, b7C, b7E





High (b)(2), (b)(7)(E), Low (b)(2)



~~LAW ENFORCEMENT SENSITIVE~~

ATS-P (Passenger)
High (b)(2), (b)(7)(E), Low (b)(2)

Chapter Six -The ATS-P (Passenger) Reference Manual



~~LAW ENFORCEMENT SENSITIVE~~

ATS-P (Passenger)

Chapter Six –The ATS-P (Passenger) Reference Manual

High (b)(2), (b)(7)(E), Low (b)(2)



LAW ENFORCEMENT SENSITIVE

ATS-P (Passenger)
High (b)(2), (b)(7)(E), Low (b)(2)

Chapter Six – The ATS-P (Passenger) Reference Manual



High (b)(2), (b)(7)(E), Low (b)(2)

[Redacted]

[Redacted]

[Redacted]

High (b)(2), (b)(7)(E), Low (b)(2)

[Redacted]

[Redacted]

[Redacted]

High (b)(2), (b)(7)(E), Low (b)(2)

[Redacted]

[Redacted]

~~LAW ENFORCEMENT SENSITIVE~~

NOTE High (b)(2), (b)(7)(E), Low (b)(2)

[Redacted]

[Redacted]

[Redacted]

[Redacted]

~~LAW ENFORCEMENT SENSITIVE~~

High (b)(2), (b)(7)(E), Low (b)(2)

[Redacted]

[Redacted]


[Redacted]

[Redacted]

[Redacted]

~~LAW ENFORCEMENT SENSITIVE~~

High (b)(2), (b)(7)(E), Low (b)(2)

A large section of the page is redacted with black bars. It includes a single line of text at the top, followed by a block of five horizontal bars, then another block of three horizontal bars, and finally a single line of text at the bottom of this redacted area.

~~LAW ENFORCEMENT SENSITIVE~~

High (b)(2), (b)(7)(E), Low (b)(2) [Redacted]

- [Redacted]
- [Redacted]
- [Redacted]
- [Redacted]


[Redacted]

[Redacted]



[Redacted]

[Redacted]

High/low b2, b6, b7C, b7E






High (b)(2), (b)(7)(E), Low (b)(2)



LAW ENFORCEMENT SENSITIVE

High (b)(2), (b)(7)(E), Low (b)(2)



LAW ENFORCEMENT SENSITIVE



002475

~~LAW ENFORCEMENT SENSITIVE~~

High (b)(2), (b)(7)(E), Low (b)(2)

[Redacted]

[Redacted]

[Redacted]

[Redacted]

~~LAW ENFORCEMENT SENSITIVE~~

High (b)(2), (b)(7)(E), Low (b)(2)

[Redacted text block]

[Redacted text block]

[Redacted text block]

[Redacted text block]

[Redacted text block]


[Redacted text block]

LAW ENFORCEMENT SENSITIVE

ATS-P (Passenger)


Chapter Six –The ATS-P (Passenger) Reference Manual

High (b)(2), (b)(7)(E), (b)(6), Low (b)(2)



High (b)(2), (b)(7)(E), Low (b)(2)

High (b)(2), (b)(7)(E), Low (b)(2)



High (b)(2), (b)(7)(E), Low (b)(2) [Redacted]

[Redacted]

[Redacted]

- [Redacted]
- [Redacted]

[Redacted]

[Redacted]

[Redacted]

[Redacted]


[Redacted]

[Redacted]


[Redacted]

- [Redacted]

High/low b2, b6, b7C, b7E



High (b)(2), (b)(7)(E), Low (b)(2)



~~LAW ENFORCEMENT SENSITIVE~~

High (b)(2), (b)(7)(E), Low (b)(2)

[Redacted]

[Redacted]

[Redacted]

High (b)(2), (b)(7)(E), Low (b)(2)

[REDACTED]

[REDACTED]

[REDACTED]

[REDACTED]


[REDACTED]

[REDACTED]


[REDACTED]

NOTE [REDACTED]

High/low b2, b6, b7C, b7E



High (b)(2), (b)(7)(E), Low (b)(2)




LAW ENFORCEMENT SENSITIVE

ATS-P (Passenger)

Chapter Six –The ATS-P (Passenger) Reference Manual

High (b)(2), (b)(7)(E), Low (b)(2)

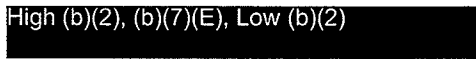



LAW ENFORCEMENT SENSITIVE


003486

~~LAW ENFORCEMENT SENSITIVE~~

High (b)(2), (b)(7)(E), Low (b)(2)







High (b)(2), (b)(7)(E), Low (b)(2) [Redacted]

[Redacted]
[Redacted]
[Redacted]
[Redacted]
[Redacted]
[Redacted]
[Redacted]

[Redacted]
[Redacted]
[Redacted]
[Redacted]

[Redacted]
[Redacted]

[Redacted]
[Redacted]


[Redacted]
[Redacted]

LAW ENFORCEMENT SENSITIVE


ATS-P (Passenger)

Chapter Six –The ATS-P (Passenger) Reference Manual

High (b)(2), (b)(7)(E), (b)(6), Low (b)(2)



High (b)(2), (b)(7)(E), Low (b)(2)



~~LAW ENFORCEMENT SENSITIVE~~



002489

LAW ENFORCEMENT SENSITIVE

ATS-P (Passenger)

Chapter Six –The ATS-P (Passenger) Reference Manual



High (b)(2), (b)(7)(E), Low (b)(2)



~~LAW ENFORCEMENT SENSITIVE~~

002490

High (b)(2), (b)(7)(E), Low (b)(2)



LAW ENFORCEMENT SENSITIVE

ATS-P (Passenger)
High (b)(2), (b)(7)(E), Low (b)(2)

Chapter Six –The ATS-P (Passenger) Reference Manual



LAW ENFORCEMENT SENSITIVE

003492