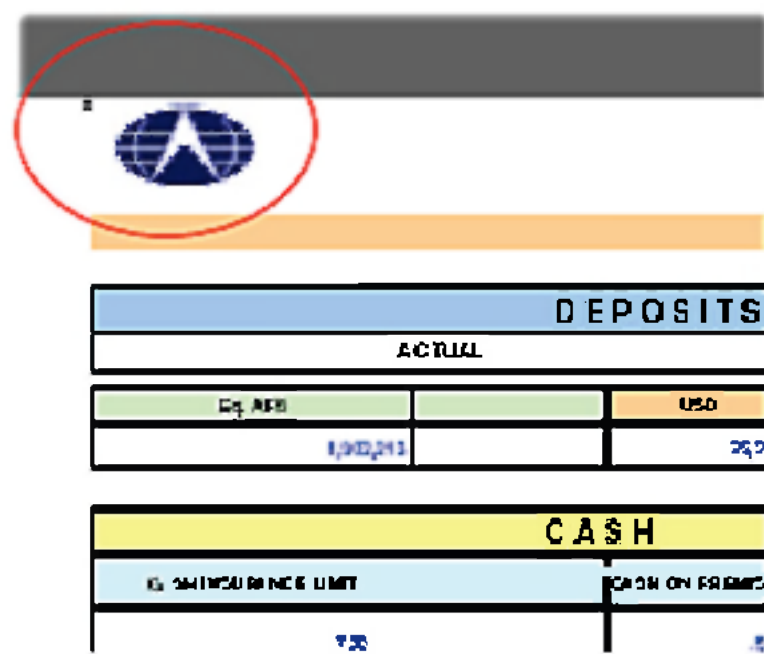
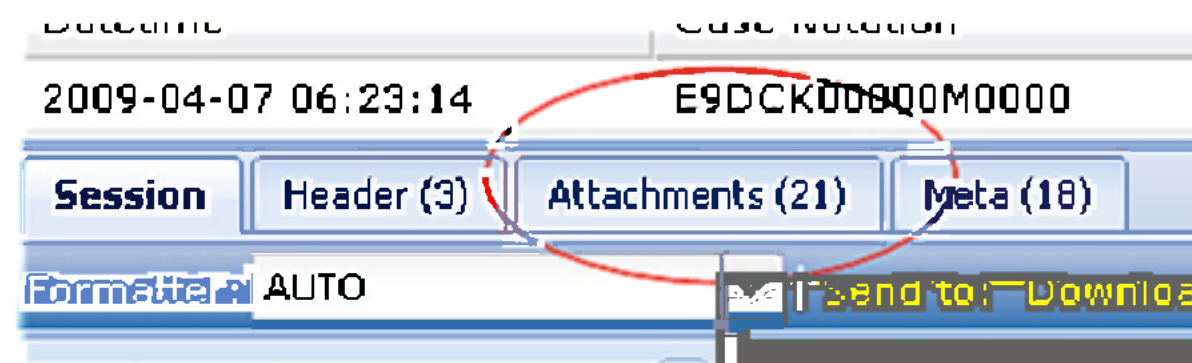


### Using XKS to find and search for logos embedded in documents

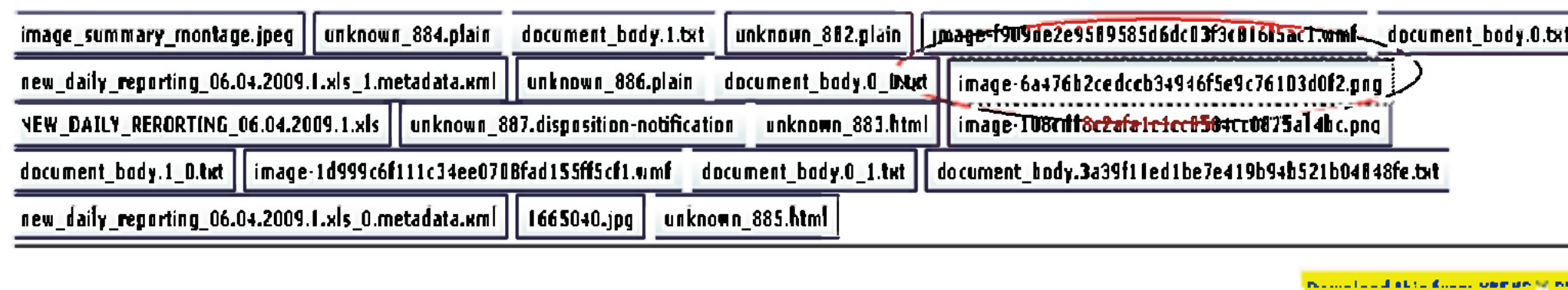
XKEYSCORE will parse out the logos inside of documents like MS Office and Outlook emails. If your traffic hasn't aged of, load it into a session viewer and hopefully you'll see where there's a logo or attachment. See here, this spreadsheet has a logo in it.



(TS//SI//REL) XKEYSCORE takes that logo and calls it an attachment. Click on Attachments to see all of the attachments.

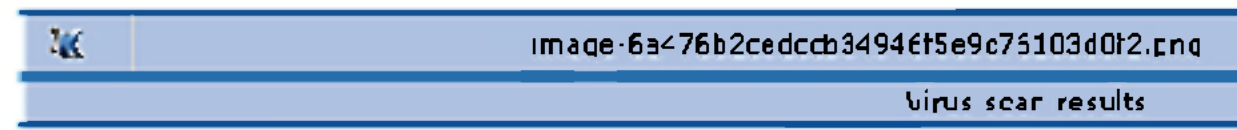


(U//FOUO) In the Attachments window, look for ones with jpg or png.



Derived From: NSA/CSSM 1-52  
Dated: 20070108  
Declassify On: 20340401

(U//FOUO) Notice the hash of the jpg



using IMAGE formatter



(TS//SI//REL) Now you take the 32-character hash (e.g. 6a476b2cedccb34946f5e9c76103d0f2) and paste that into a Document Metadata search under the File/Embedded Image Hash [fulltext]:

Search: Document Metadata

Query Name:

Justification:

File/Embedded Image Hash [fulltext]:

(TS//SI//REL) Before you hit submit, you MUST think if the logo could be used by 5-EYES protected entities. It should go without saying, but take extra precaution if you think it could bring back 5-EYES traffic. What would you do to ensure it's foreign? Maybe AND that with a country?

File/Embedded Image Hash [fulltext]:

Metadata Name:

Metadata Value [fulltext]:

IP Address:  From

IP Address:  To

Port:  From

Port:  To

Country:  Filter

(TS//SI//REL) Then hit submit and check your results. Your results MAY show you actual files that were sent to and from people you've never HEARD OF (how cool is that?)

Happy hunting.. ██████████